



## Stock Characteristics and Population Dynamics of the Spiny Cheek Grouper *Epinephelus diacanthus* (Valenciennes, 1828) from the Arabian Sea, Oman

Sahar Fahmy Mehanna<sup>1\*</sup>, A. Al-Marzouqi<sup>1</sup>, Badria El-Siabi<sup>1</sup>

<sup>1</sup> Marine Science and Fisheries Centre, P. O. Box, 427, Muscat, Oman.

\* Corresponding Author: Tel.: +96.824736449; Fax: +96.824740159;  
E-mail: sahar\_mehanna@yahoo.com

Received 18 July 2012  
Accepted 20 December 2012

### Abstract

Based on samples of *Epinephelus diacanthus* (Family: Serranidae; subfamily: Epinephelinae) collected from the Omani coast of the Arabian Sea, age and growth, mortality and exploitation rates and yield per recruit were studied. A total of 703 fish with total lengths ranging from 16.1 to 55.6 cm were used. Age determination was carried out by examining the growth increment on both the whole otoliths and the sectioned ones. The von Bertalanffy growth parameters, the instantaneous annual rates of total, natural and fishing mortalities, length at first capture and the exploitation rate were estimated. Based on these data, a yield and biomass model was applied. The results indicated that the stock of *E. diacanthus* in the Arabian Sea is over-exploited and current management measures must be revised to sustain and optimize its yields.

**Keywords:** Arabian Sea; *Epinephelus diacanthus*, age and growth, population dynamics, management.

### Introduction

Family Serranidae which are commonly known as groupers, rockcods and hinds, contains more than 400 species which are widely distributed in tropical and subtropical areas all over the world. The serranid subfamily Epinephelinae comprises about 159 species in 15 genera (Heemstra and Randall, 1993). The genus *Epinephelus* comprises 98 species from which 20 species are known from Omani waters (Randall, 1995).

Groupers constitute one of the important demersal resources off Oman Coast. They contributed to 11% of the demersal fish species landings with an annual average catch of about 5,000 ton during the period from 2002 to 2011 achieving more than 6 million Omani Riyal (OR  $\approx$  2.6 \$). In Oman, groupers are exploited by both the artisanal and industrial fisheries, but the main catch comes from the artisanal one (98%) (Anonymous, 2011).

The high price of groupers and strong demand in local and export markets make them a target for an intensive fishing. The increasing fishing effort and uncontrolled exporting policy had already affected the total production of groupers and made some target species like *Epinephelus diacanthus* decreased in the catch.

Spiny cheek grouper, *E. diacanthus* is an Indian Ocean species distributed on the continental shelf of the northern Indian Ocean from the Gulf of Aden to Sri Lanka and India (Heemstra and Randall, 1993). It is a demersal species mostly found on depth range of 10-300 m and sometimes reaching 500 m (James *et al.*, 1996). *E. diacanthus* feeds on crustaceans mainly crabs and small prawns and fishes mainly *Ambassis* spp. and *Leiognathus* spp. (Zacharia *et al.*, 1995a).

Although groupers are one of the most important components of the artisanal fishery and are wide spread in the area, very few authors investigated their biology in the region (McIlwain *et al.*, 2003; Al-Marzouqi *et al.*, 2012). On the other hand, detailed studies on the age, growth, reproduction, stock assessment and fishery are available from Indian waters (Chakraborty, 1994; Chakraborty and Vidyasagar, 1996; Chakraborty *et al.*, 2005; Chen *et al.*, 1980a, 1980b; Manojkumar, 2005; Rao and Krishnan, 2009; Sivakami and Seetha, 2006; Zacharia *et al.*, 1995b).

The present study was undertaken to estimate the basic parameters required for assessing the status of *Epinephelus diacanthus* stock in the Arabian Sea and to provide information needed for management purposes for this valuable resource.

## Materials and Methods

### Collection of Samples

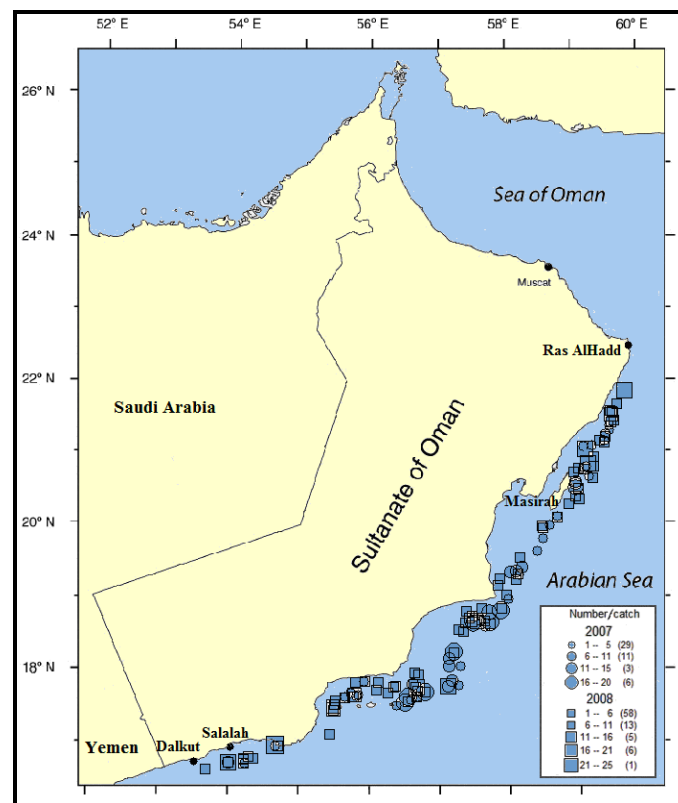
Fish samples of *E. diacanthus* were collected from the Oman coast of the Arabian Sea from September 2007 to September 2008 during five demersal surveys (Fish Resources Assessment Survey of the Arabian Sea Coast of Oman Project). These surveys covered the area between Ras Al-Hadd in the north and the Omani Yemeni border in the south between depths of 20 to 250 m (Figure 1). The surveys were with an average duration of 47 days and carried out using RV Al Mustaqila I. RV Al Mustaqila I is of 47 m length overall, has a beam of 12.5 m, horsepower of 3602 and a displacement of 1745 ton. All tows were carried out during daylight hours, and for each station, the trawl target distance of 2 nm at speed over the ground of 3.5 knots. The trawl net used was 35 m long headline and 38 m long ground line. The cod-end with a nominal inside mesh measurement of 40 mm and included an extension section to match with the back end of the trawl and ensure correct filtration. In untrawlable areas, fish traps were used. These traps are of Omani style with diameter of 2 m, high of 1.03 m, a single opening of 0.68 X 0.56 m and a mesh size of 98 mm. The traps are strengthened with 0.5 inch iron bars and weighed with two 5 Kg weights per trap. The total length to the nearest millimeter and total weight to the nearest 0.1

gram were measured. Sex and otoliths were taken for each specimen.

### Age Determination

Both whole and sectioned otoliths were used for age determination of *E. diacanthus*. Annual rings on the whole otolith were identified and counted using optical system consisting of Zeiss research microscope at 4× and 10× magnifications connected to AxioCam HRC and Ziess KL 1500 LCD using transmitted light. For otolith sectioning, the left otolith was embedded in clear epoxy resin and sectioned using a Buehler Isomet low-speed saw containing a diamond wafering blade which cuts a thin section (300 μm) through the nucleus. A grinding wheel fitted with silicon carbide paper with different grit sizes (400 to 1200 grit) flushed with water was used to remove excess resin on the face of the sections and to provide a polished face for viewing. The section is then mounted on a glass slide and read under a Zeiss compound microscope equipped with zoom lens and (magnification up to 60×) using transmitted light.

The total otolith radius and the radius of each annulus were measured to the nearest 0.001 mm. The total radius of each otolith was plotted against the total fish length to determine the body length-otolith radius relationship. The total lengths of the previous ages were back-calculated using Lee's (1920) equation.



**Figure 1.** Distribution of *Epinephelus diacanthus* in the Arabian Sea during the survey Age determination.

### Growth Parameters

The back-calculated lengths were applied to a Ford (1933) and Walford (1946) plot to estimate the von Bertalanffy growth parameters ( $L_{\infty}$  and  $K$ ). While the growth performance index ( $\phi'$ ) was estimated using the formula of Pauly and Munro (1984) as

$$\phi' = \log K + 2 \log L_{\infty}.$$

### Mortality and Exploitation Rates

The total mortality coefficient ( $Z$ ) was estimated using the Linearized catch curve of Pauly (1983). Natural mortality coefficient ( $M$ ) was estimated as the geometric mean for three methods; Ursin (1967) method which is expressed as  $M = W^{-1/3}$  where  $W$  is the total weight of fish, Pauly's (1980) formula and Hoenig's (1983) equation as  $\ln(M) = 1.44 - 0.982 \cdot \ln(t_{\max})$  where  $t_{\max}$  is the maximum observed age.

Fishing mortality coefficient ( $F$ ) was estimated as  $Z - M$  while the exploitation ratio ( $E$ ) was computed using the formula of Gulland (1971) as  $E = F/Z$ .

### Length at First Capture

The length at first capture ( $L_c$ ) was estimated by the analysis of catch curve using the method of Pauly (1984).

### Per-Recruit Analysis

Relative yield per recruit  $Y'/R$  and relative biomass per recruit  $B'/R$  were estimated using the model of Beverton and Holt (1966) as modified by Pauly and Soriano (1986).

### Results and Discussion

#### Age and Growth

Age and growth of fishes are of vital importance in the field of fisheries management. Information on age, growth parameters and mortality rates are the basic input data into the analytical models which used in assessing the status of the exploited fish stocks and consequently managing of these resources.

Otoliths were found to be a reliable and valid method for ageing *E. diacanthus* from Omani coast of the Arabian Sea (Figure 2). Body length-otolith radius relationship showed a strong correlation between the body length and otolith radius (Figure 3). Also, back-calculated lengths are in accordance with the observed lengths for the different age groups. On the other hand, whole otolith readings were 92% in agreement with sectioned otoliths readings and the number of annuli counted for each individual was similar for the two readings and there was a high congruence (93%) between the age estimations from the two methods.

The oldest fish of *E. diacanthus* examined was 9



Figure 2. Section and whole otolith for *Epinephelus diacanthus* of 47.6 cm TL.

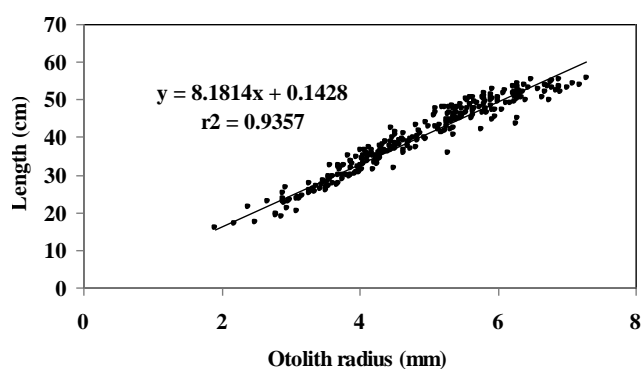


Figure 3. Total length-otolith radius relationship for *Epinephelus diacanthus*.

years old. The back-calculated lengths at the end of each year of life were 21.52, 28.86, 35.09, 41.15, 45.42, 48.83, 50.84, 52.54 and 54.09 cm TL for age groups from 1 to 9 respectively.

Age readings indicated that *E. diacanthus* attains its highest growth rate in length during the first year of life, after which a gradual decrease in growth increment was observed with further increase in age. From age-length data, it was found the most frequent age groups in the catch the age group I and II where they contributed by 21 and 24% respectively.

The present age and length data are lower than those reported in the previous studies on the age and growth of *E. diacanthus*. Chakraborty (1994) stated that this species in Bombay waters grows to 22.9, 35.4, 42.1, 45.8 and 47.8 cm at the end of I-V years. The largest specimen observed by him from Bombay waters was 47.8 cm. Manojkumar (2005) gave higher values for length by age as 24.4, 37.2, 43.9, 47.4 and 49.2 cm at the completion of 1 to 5 years respectively. The difference here may be due to the method used, while they used length frequency analysis we used the otolith readings and back-calculated lengths.

### Growth Parameters

The von Bertalanffy (Figure 4) growth parameters estimated using the back-calculations from otolith reading method were  $L_{\infty} = 61.0$  cm,  $W_{\infty} = 3183.8$  g,  $K = 0.22$  year<sup>-1</sup> and  $t_0 = -0.99$  year. These

values of growth parameters more or less similar to those estimated for the same species in different areas (Table 1).

### Growth Performance Index

The growth performance index ( $\phi'$ ) of *E. diacanthus* from the Arabian Sea was estimated as 2.87. The  $\phi'$  value obtained was consistent with other estimates (Table 1). The difference in growth parameters and growth performance index between the different localities can be attributed to the difference in size-composition among species and to the method of analysis.

### Mortality and Exploitation Rates

The values estimated for total, natural and fishing mortality coefficients were 0.86, 0.37 and 0.49 year<sup>-1</sup>, respectively. Exploitation ratio "E" was computed as 0.57 per year which was higher than the optimum one (0.5 as in Gulland, 1971 and 0.4 as in Pauly, 1987). This high value indicates that the stock of *E. diacanthus* in the Arabian Sea is overexploited.

### Length at First Capture

The length at first capture (the length at which 50% of the fish is retained by the gear and 50% escape) was estimated as 21.8 cm which is



Figure 4. von Bertalanffy plot for *Epinephelus diacanthus*.

Table 1. Growth parameters ( $L_{\infty}$  and  $K$ ) and growth performance index ( $\phi'$ ) of *Epinephelus diacanthus* from different localities

Locality	$L_{\infty}$	$K$	$\phi'$	Author
Yemen	57.0	0.21	2.83	Edwards and Shaher, 1991
Bombay, India	50.2	0.61	3.19*	Chakraborty, 1994
Bombay, India	49.4	0.59	3.16*	Chakraborty and Vidyasagar, 1996
India	55.8	0.60	3.29	Chakraborty et al., 2005
India	51.2	0.65	3.23*	Manojkumar, 2005
Arabian Sea, Oman	61.0	0.22	2.91	The present study

\*The  $\phi'$  value was estimated by the present authors

corresponded to an age of one year (Figure 5). Also,  $L_{75\%}$  (the length at which 75% of the fish is retained in the gear) was estimated as 26.04 cm (1.8 year).

The length at first capture was smaller than length at first maturity for this species as recorded in Fishbase (28.1 cm TL). Therefore, the mesh sizes used should be increased to catch fish of about at least 30 cm length. This means that the exploited *E. diacanthus* must be protected till in order to share at least once in the spawning activity.

### Per-Recruit Analysis

The relative yield-per-recruit  $Y'/R$  and relative biomass-per-recruit  $B'/R$  of *E. diacanthus* from the Arabian Sea were estimated (Figure 6). The results show that the maximum  $Y'/R$  was obtained at  $E=0.57$  which equals the present value. As the exploitation rate increases beyond this value,  $Y'/R$  decreased. Also  $E_{0.5}$ , the exploitation level which maintains the

spawning stock biomass at 50% of the virgin spawning biomass was estimated. The  $E_{0.5}$  estimate was 0.32 which was greatly lower than the current one.

### Conclusion

The grouper catch in the Arabian Sea coast of Oman showed a decreasing trend in the last three years and some serranid species became rare in the catch from them the *E. diacanthus* (personal observation in the landing sites). The results proved that the stock of *E. diacanthus* from Arabian Sea was overexploited and may not be reproductively resilient enough to recover from declined populations. For its management, the current exploitation rate must be reduced from 0.57 to 0.32 (43.8%) to maintain a sufficient spawning biomass as well as the length at first capture should be raised from 21.8 to about 30 cm (> recorded length at first maturity) to give each

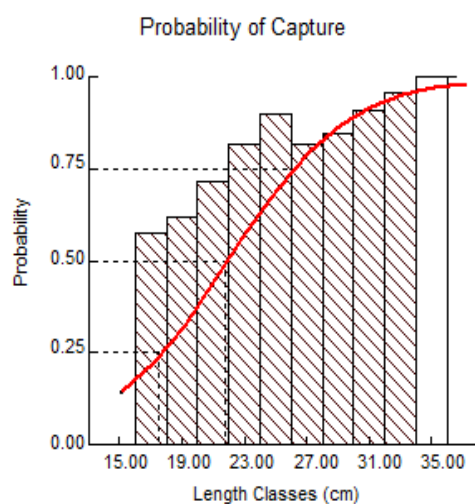


Figure 5. Probability of capture curve for *Epinephelus diacanthus*.

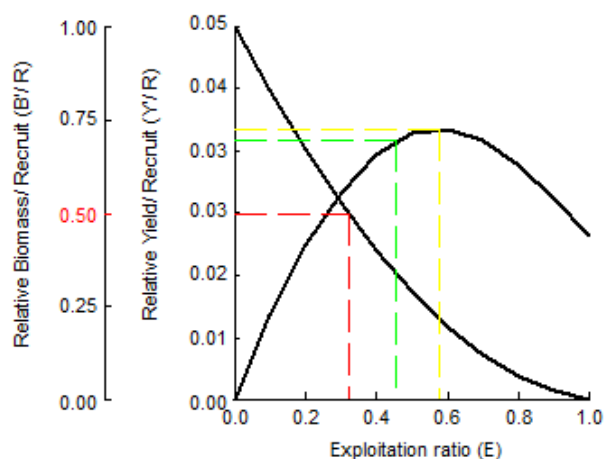


Figure 6. Relative yield per recruit analysis for *Epinephelus diacanthus*.

fish the chance to reproduce at least once in its life span. Also, there is a need to identify and protect the nursery grounds through establishing Marine Protected Areas (MPAs). Besides, it is of great importance to improve the fishery statistics recording system to involve the catch by species especially for those species that have economic importance to Oman.

## References

- Al-Marzouqi, A., Mehanna, S.F., Chesalin, M. and Shojibi, S. 2012. Some aspects on distribution and biology of the spinycheek grouper *Epinephelus diacanthus* (Valenciennes, 1828) from the Arabian Sea off Oman. In press
- Anonymous 2011. Annual fishery statistics book, Ministry of Agriculture and Fisheries Wealth, Sultanate of Oman.
- Beverton, R.J.H. and Holt, S.J. 1966. Manual of methods for fish stock assessment. Part 2. Tables of yield functions. FAO Fish. Tech. Pap. 38, FAO Doc. Rev., Rome, 67 pp.
- Chakraborty, S.K. 1994. Age, growth, mortality and stock assessment of *Epinephelus diacanthus* (Valenciennes) from Bombay waters. Bull. Cent. Mar. Fish. Res. Inst., 47: 130-133.
- Chakraborty, S.K. and Vidyasagar, K.D. 1996. Growth, mortality and stock assessment of two perches moontail bulls eye *Priacanthus hamrur* (Perciformes/Priacanthidae) and thornycheek grouper *Epinephelus diacanthus* (Perciformes/Serranidae) from Bombay waters. Indian Journal of Marine Sciences, 25: 312-315.
- Chakraborty, S.K., Biradar, R.S., Jaiswar, A.K. and Palaniswamy, R. 2005. Population parameters of some commercially important fishery resources of Mumbai coast. Central Institute of Fisheries Education, Deemed University, Versova, Mumbai, 63 pp.
- Chen, C.P., Hsieh, H.L. and Chang, K.H. 1980a. Age and growth of the grouper, *Epinephelus diacanthus* (Cuvier et Valenciennes) in the waters of northern Taiwan. Bulletin of the Institute of Zoology Academia Sinica, 19: 1-9.
- Chen, C.P., Hsieh, H.L. and Chang, K.H. 1980b. Some aspects of the sex change and reproductive biology of the grouper, *Epinephelus diacanthus* (Cuvier et Valenciennes). Bulletin of the Institute of Zoology Academia Sinica, 19: 11-17.
- Edwards, R.R.C. and Shafer, S. 1991. The biometrics of marine fishes from the Gulf of Aden. Fishbyte, 9(2): 27-29.
- Ford, E. 1933. An account of the herring investigations conducted at Plymouth during the years from 1924 to 1933. J. Mar. Biol. Assoc. U.K., 19: 305-384.
- Gulland, J.A. 1971. The fish resources of the Ocean. West Byfleet, Surrey, Fishing News (Books), Ltd., for FAO, Rome, 255 pp.
- Heemstra, P.C. and Randall, J.E. 1993. FAO species catalogue, Groupers of the world (family: Serranidae, subfamily: Epinephelinae). FAO Fisheries Synopsis, 125(16): 382 pp.
- Hoenig, J. 1983. Empirical use of longevity data to estimate mortality rates. Fish. Bull., 82: 898-903.
- James, P.S.B.R., Murthy, V.S.R. and Nammalvar, P. 1996. Groupers and snappers of India, biology and exploitation. In: F. Arreguin-Sanchez, J.L. Munro, and D. Pauly (Eds.), Biology of fishes and culture of Tropical Groupers and Snappers. ICLARM, Conference Proceedings, 48: 106-135.
- Lee, R.M. 1920. A review of the methods of age and growth determination in fishes by means of scales. Fish. Invest. Min. Agr. Fish., 4(2): 1-32.
- McIlwain, J., Hermosa, G.V., Claereboudt, M., Al-Oufi, H.S. and Al-Awi, M. 2003. Spawning and reproductive patterns of six exploited finfish species from the Arabian Sea, Sultanate of Oman. Journal of Applied Ichthyology, 22: 167-176.
- Pauly, D. 1983. Length-converted catch curves. A powerful tool for fisheries research in the tropics. (part 1). ICLARM Fishbyte, 1(2): 9-13.
- Pauly, D. 1984. Length-converted catch curves. A powerful tool for fisheries research in the tropics. (part II). ICLARM Fishbyte, 2(1): 17-19.
- Pauly, D. 1987. A review of the ELEFAN system for analysis of length frequency data in fish and invertebrates. In: D. Pauly and G.R. Morgan (Eds.), Length-based Methods in Fisheries Research. ICLARM Conference Proceedings 13. ICLARM, Manila: 7-34.
- Pauly, D. and Munro, J.L. 1984. Once more on the comparison of growth in fish and invertebrates. ICLARM Fishbyte, 2(1): 21
- Pauly, D. and Soriano, M.L. 1986. Some practical extensions to Beverton and Holt's relative yield-per-recruit model. In: J.L. Maclean, L.B. Dizon and L.V. Hosillo (Eds.), The First Asian Fisheries Forum, Manila, Philippines: 491-496.
- Randall, J.E. 1995. Coastal fishes of Oman. University of Hawaii Press, Honolulu, Hawaii, 439 pp.
- Rao, A.C. and Krishnan, L. 2009. Studies on the reproductive biology of the female spiny cheek grouper, *Epinephelus diacanthus* (Valenciennes, 1828). Indian Journal of Fisheries, 56(2): 87-94.
- Sivakami, S. and Seetha, P.K. 2006. Indiscriminate destruction of juveniles of spiny cheek grouper *Epinephelus diacanthus* (Valenciennes) off Quilon, Kerala. Journal of the Marine Biological Association of India, 48(1): 128-130.
- Ursin, E. 1967. A mathematical model of some aspects of fish growth, respiration and mortality. J. Fish. Res. Bd. Can., 24: 2355-2453.
- von Bertalanffy, L. 1938. A quantitative theory of organic growth (Inquiries on growth Laws. 2). Hum. Biol., 10: 181-213.
- Walford, L.A. 1946. A new graphic method of describing the growth of animals. Biol. Bull., 90(2): 141-147.
- Zacharia, P.U., Gupta, A.C. and Mahadevaswamy, H.S. 1995a. Exploitation of juveniles of the spinycheek grouper, *Epinephelus diacanthus* by the multi-day trawlers along Dakshina Kannada coast., Central Marine Fisheries Research Institute, Kochi., 139: 9-12.
- Zacharia, P.U., Mahadevaswamy, H.S., Kemparaju, S. and Sampathkumar, G. 1995b. High abundance of large sized rock cods (*Epinephelus* spp.) off Karnataka coast during the postmonsoon month of September. Mangalore Research Centre of Central Marine Fisheries Research Institute, Mangalore.