

Potential of Gastropods as Bioassessment of Anthropogenic Litter Pollution in Urban Lake

Mardiansyah¹, Alfani Farhan Rijaluddin², Firdaus Ramadhan³, Alif Irgi Alfarisi¹, Dinda Rama Haribowo^{4,*}

¹Department of Biology, Faculty of Science and Technology, Syarif Hidayatullah State Islamic University (UIN), Jakarta. Jl. Ir. H. Djuanda No. 95, Ciputat, Tangerang Selatan, Banten, Indonesia 15412

²Environmental Laboratory of PT. Unilab Perdana, Jakarta. Jl. Ciledug Raya No.10 Kebayoran Lama, Jakarta 12230

³Laboratory of Microbiology, Faculty of Pharmacy, National Institute of Science and Technology (ISTN), Jakarta. Jalan Moh Kahfi II, Jagakarsa, Jakarta 12630

⁴Laboratory of Ecology, Center for Integrated Laboratory, Syarif Hidayatullah State Islamic University (UIN), Jakarta. Jl. Ir. H. Djuanda No. 95, Ciputat, Tangerang Selatan, Banten, Indonesia 15412

How to cite

Mardiansyah, Rijaluddin, A.F. Ramadhan, F., Alfarisi, A.I., Haribowo, D.R. (2023) Potential of Gastropods as Bioassessment of Anthropogenic Litter Pollution in Urban Lake. *Turkish Journal of Fisheries and Aquatic Sciences*, 23(2), TRJFAS21266. <https://doi.org/10.4194/TRJFAS21266>

Article History

Received 21 January 2022

Accepted 05 September 2022

First Online 15 September 2022

Corresponding Author

Tel.: +6281318103813

E-mail: dindarama.haribowo@uinjkt.ac.id

Keywords

Anthropogenic litter

Situ Gintung

Seasons

Gastropods

Bioassessment

Abstract

This study on Anthropogenic Litter (AL) was conducted at 5 stations in Situ Gintung, South Tangerang, Indonesia, during the dry and rainy seasons between May to July 2015 and February to April 2016, respectively. The objectives were to determine the correlation between temporally and spatially distributed AL items with gastropods and bioassessment of lake from AL. Generally, the AL consisted of plastic products, rubber, cans, paper, and glass, where plastic bags were discovered more during the two seasons at insignificantly different quantities ($p > 0.05$) and all stations at significantly different amounts ($p < 0.05$). The total number and percentage AL cover with gastropods had a low linear regression value and increased by more than 80% during the rainy season. Meanwhile, the difference in the number of AL was insignificant by season but significant based on the station. Although AL had little effect on gastropods, the number of individual organisms decreased as the number and percentage of cover increased and vice versa. The results suggest that variation of presence of gastropods can be used as a bioassessment inorganic pollution of lake ecosystems.

Introduction

The global aquatic and terrestrial environments have been contaminated by synthetic and inorganic anthropogenic litter (AL) items. Micro- and macro-sized AL items have covered the environment (Barnes *et al.*, 2009), lakes (Baldwin, Corsi & Mason, 2016), rivers (Blettler *et al.*, 2017; Gasperi *et al.*, 2014), and the oceans (Jambeck *et al.*, 2015). AL has negatively impacted the environment due to its effects on the population (Besseling *et al.*, 2014), trophic interactions and groups of life (Gall & Thompson, 2015), economic costs (Driedger *et al.*, 2015; Newman *et al.*, 2015), alongside direct and indirect outcomes on human health

(Thompson *et al.*, 2009a). Some sources of these items in the freshwater environment, such as plastic, glass, cans, and so on, are originate from human activities like shipping traffic, fisheries, agriculture, and recreation. Other sources come from industry, household waste, and population density (Arturo, 2021; Ballent *et al.*, 2016; Earn *et al.*, 2021; Egessa *et al.*, 2020; Lazcano *et al.*, 2020; Ngupula *et al.*, 2014; Vincent & Hoellein, 2017; Vincent *et al.*, 2017; Yin *et al.*, 2019).

Lake ecosystems are impacted by AL because they are used as a dumping ground for domestic and industrial waste (Chen *et al.*, 2016). The sources of AL in lakes are human and industrial activities (Driedger *et al.*, 2015), with the largest amount of plastic waste in urban

areas (Baldwin *et al.*, 2016), due to the correlation with population density (Earn *et al.*, 2021; Hoellein *et al.*, 2015). AL pollution in lakes causes stunted reproduction and growth, disrupts hormones and biota tissues (Oehlmann *et al.*, 2009), inhibits water gas exchange (Ngupula & Kayanda, 2010), and gastropod, riparian, and fish (Akindele, Ehlers & Koop, 2019; Driedger *et al.*, 2015; Merga *et al.*, 2020). Furthermore, it results in sediment contamination (Ballent *et al.*, 2016; Blettler *et al.*, 2017; Corcoran *et al.*, 2015; Turner *et al.*, 2019), microorganism vectors (Hoellein *et al.*, 2014), inhibits growth (Vosshage, Neu & Gabel, 2018), and affects freshwater biota populations (Earn *et al.*, 2021). AL, such as plastic, also occurs in the sea and coasts, affecting water movement, coastal heat (Carson *et al.*, 2011), changes in organism behavior (Aloy, Vallejo & Juinio-Meñez, 2011; Thevenon, Carroll & Sousa, 2014), and leading to the accumulation of heavy metals in these synthetic materials (Pradit *et al.*, 2021).

Numerous studies have been conducted on AL in freshwater (Baldwin *et al.*, 2016; Biginagwa *et al.*, 2016; Corcoran *et al.*, 2015; Czarkowski *et al.*, 2016; Faure *et al.*, 2012; Fischer *et al.*, 2016; Free *et al.*, 2014; Hoellein *et al.*, 2014; Imhof *et al.*, 2013; Lazcano *et al.*, 2020; Ngupula *et al.*, 2014; Su *et al.*, 2016; Wang *et al.*, 2017; Zbyszewski & Corcoran, 2011; Zbyszewski, Corcoran & Hockin, 2014; Zhang *et al.*, 2016). However, there is little information on biological effect (Wagner *et al.*, 2014) and AL distribution in Asia (Wu, Zhang & Xiong, 2018) pertaining to the Indonesian lake ecosystem. Furthermore, bioassessment of AL in urban lakes has not been carried out using gastropods. Benthic biota, such as gastropods, that have limited movement will therefore be affected by the presence of the AL. The results of previous studies have shown that gastropods in the lake are used as bioassessments and bioindicators of water

quality (Paylangco *et al.*, 2021; Mastrantuono & Mancinelli, 2005; Rijaluddin, Wijayanti & Joni, 2017; Theofilus *et al.*, 2021), heavy metal biomonitors (Krupnova *et al.*, 2018), bioindicators microplastics in sandy intertidal habitats (Kleinschmidt & Janosik, 2021) and rivers (Akindele *et al.*, 2019). Although gastropods are used with different approaches, the bioassessment of AL in urban lakes was not performed using gastropods (Cera & Scalici, 2021).

Information about AL in freshwater ecosystems is very important to provide solutions for reducing environmental waste (Thompson *et al.*, 2009ab) and discovering their source and fate in the waters (Wu, Zhang & Xiong, 2018). It is also necessary for decreasing and managing waste, preserving the freshwater environment, providing benefits to the government and society (Winton *et al.*, 2020), as well as pollution mitigation and policy information (Earn *et al.*, 2021). Therefore, the objectives of study were to determine the correlation between the temporal and spatial distribution of AL items with bioassessment of gastropods communities.

Materials and Methods

Study and Sampling Site

Situ Gintung is one of the lakes in the South Tangerang City area, Banten Province, Indonesia, surrounded by housing, plantations, and tourist places. As shown in Figure 1, the sampling for this study was conducted during the dry and rainy seasons between May to July 2015 and February to April 2016, respectively, in 5 stations with once a month sampling is done. The sampling method was based on the modified UNEP (2020), to facilitate interpretation of AL with

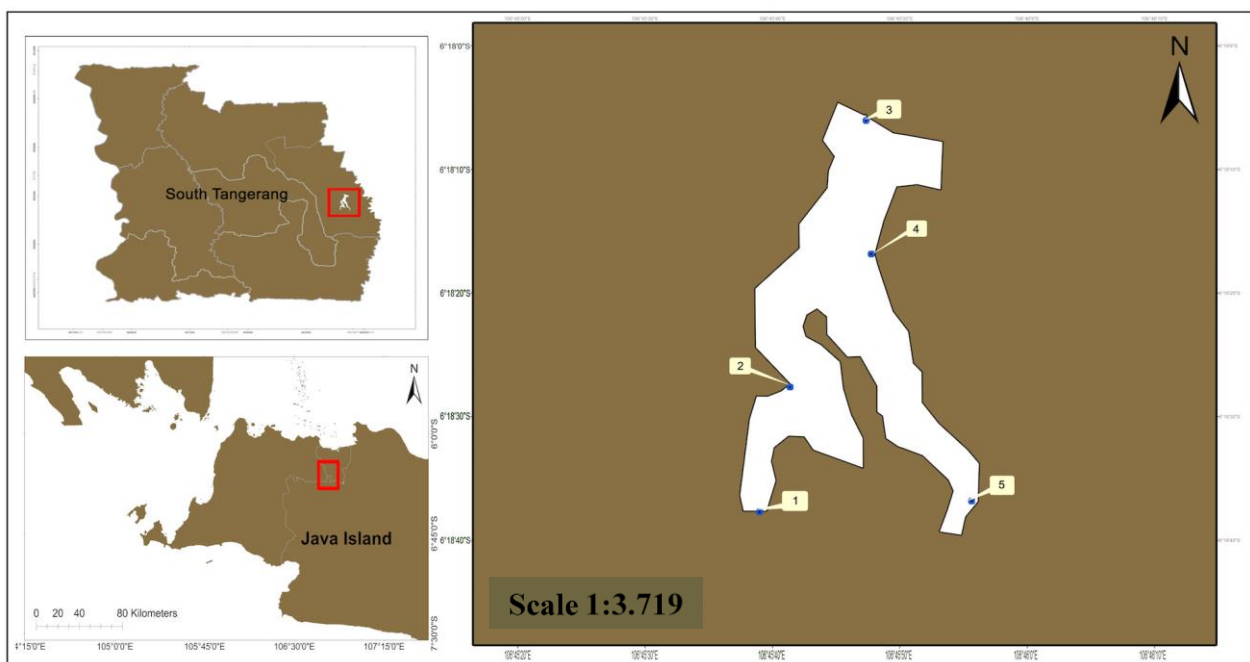


Figure 1. Map showing the research site of Situ Gintung lake.

gastropods results, sampling using transects was carried out at the same location based on categorization of stations or zoning and waste items. Stations 1 and 5 are inlets, 2 is close to residential areas, and 4 is near a farming region, while 3 is an outlet of lake. The sampling of AL and gastropods was conducted on the surface of the lake at 0 meters using a 1m² to obtain 3 replicates of each station. Then, gastropods on the bottom of the waters or attached to the AL were collected by hand and then were counted individually by species, identified according to Thompson (2004), Marwoto et al., (2011), and (Quek et al., 2014).

The square of each station was photographed and analyzed using Image J software to calculate the amount, litter materials, and percentage of waste cover. Subsequently, the AL items collected were inorganic and included plastic bags, bottles, straws, and household utensils, alongside food wrappers, rubber, clothing, glass, cans, children's toys, and others. The plastic items, children's toys, and beverage cans were categorized based on milliliters, liters, kilograms, and meters.

Data Analysis

The AL data items were tested for normality, while the total difference in the number of materials between stations by Kruskal-Wallis and by season was evaluated by Mann-Whitney U tests. Then, linear regression was used to analyze the relationship between the amount of litter and the percentage cover with gastropods. The plastics found were first reduced by the Principal Component Analysis (PCA) to determine the items with the most influence in the water. Subsequently, the results were analyzed by the Canonical Correspondence

Analysis (CCA) to determine their relationship with the gastropods. SPSS version 25 was used for PCA, while PAST version 4.04 was employed for CCA (Hammer, Harper & Ryan, 2001).

Results and Discussions

Items and Distribution of AL

After the estimation, 17 AL items were found in Lake Situ Gintung consisting of plastic bags, bottles, bottle caps, beverage and beverage wrappers, soap wrappers, and straws, as well as rubber, cans, paper, and glass. As shown in Figure 2, the highest number was found during the rainy season, which included consumption containers, such as bags, bottles, alongside food and beverage wrappers. This was followed by toys, clothes, and plastic bags between <1 and >1 kg, while the item with the lowest number was toothpaste packets, discovered during the rain and dry seasons. Although the rainy had higher AL quantities compared to the dry season, as in Figure 3, the Mann-Whitney test results showed that the difference between both was insignificant (p>0.05).

The AL items found in Situ Gintung are similar to previous studies (Arturo, 2021; Blettler et al., 2017; Hoellein et al., 2015; Mayoma et al., 2019; Vincent et al., 2017; Winton et al., 2020). Hoellein et al., (2015) and Vincent et al., (2017) found that most of the AL in lakes are smoking- and food-related items. Food wrappers, bags, bottles, and disposable styrofoam containers were the most dominant contaminants in the Paraná River floodplain and Setúbal Lake, Argentina (Blettler et al., 2017). Mayoma et al., (2019) found that the most

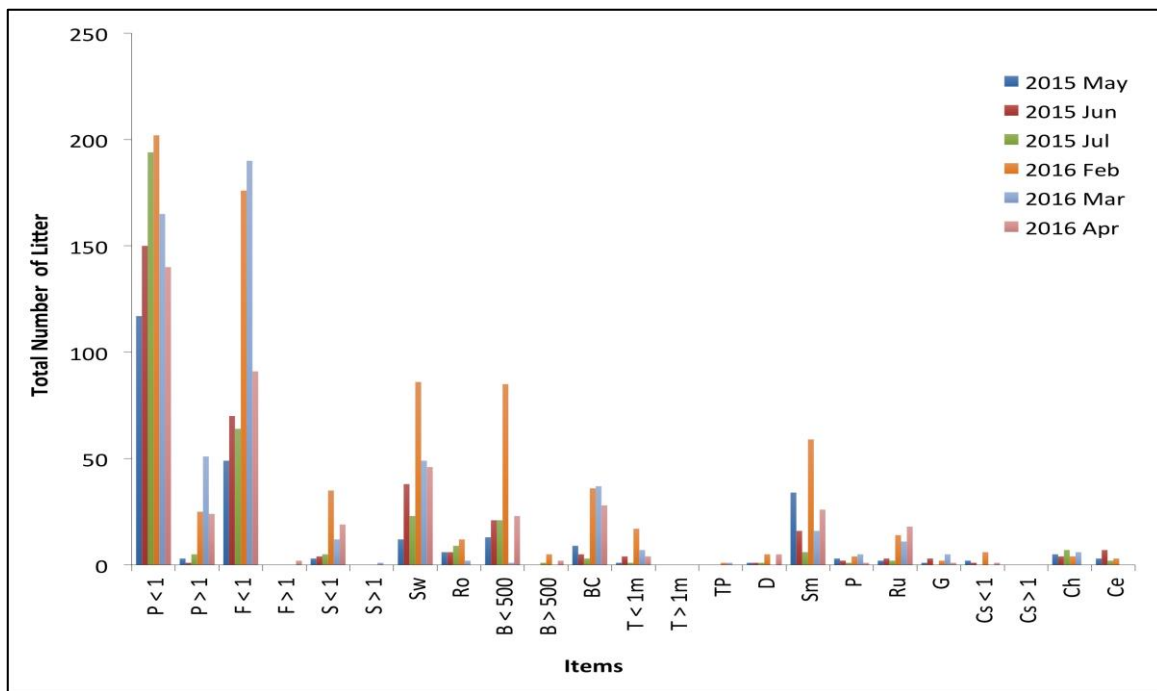


Figure 2. Total number of anthropogenic litter items. Note: P= Plastic bag (kg), F= Food and Drink plastic (kg), S= Soap plastic (kg), Sw= Straw, Ro= Rope, B= Bottle (ml), BC= Bottle cap, T= Toys (mtr), TP= Toothpaste, D= Diapers, Sm= Styrofoam, P= Paper Box Cigarette, Ru= Rubber, G= Glass, Cs= Cans (ltr), Ch= Clothes, Ce= Cigarette gasoline.

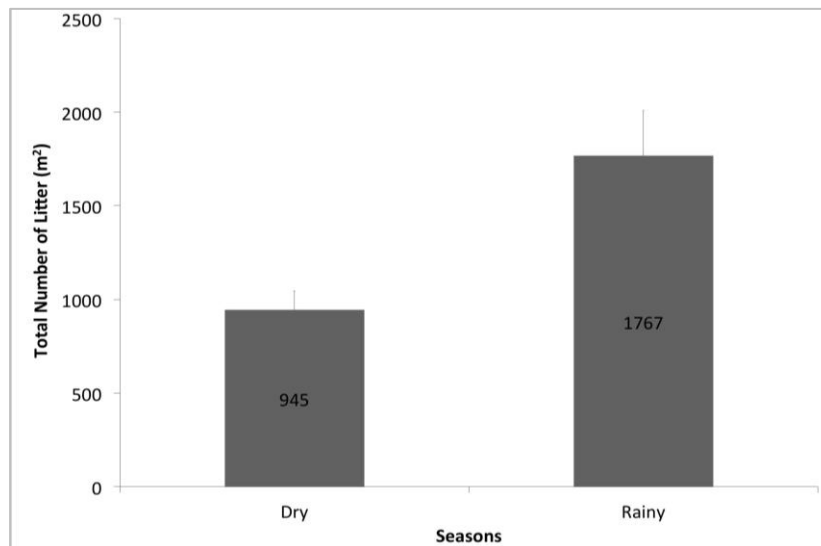


Figure 3. Total number of AL items in the two seasons.

common in Lake Malawi were carrier bags, personal hygiene products, bottles, fishing gear, tires, and straws, with 80% coming from plastic. The 50 macro AL items were discovered in the Laurentian Great Lakes System, with the majority being fragments and straws (Arturo, 2021). The garbage from several European countries also indicated that the 10 most common AL items found in freshwater are food wrappers, bottles and lids, bags, cigarette butts, sanitary items, smoking-related packaging, cotton bud sticks, takeaway containers, cups, and straws, as well as stirrers, and cutlery (Winton *et al.*, 2020).

Although the total number of AL found in Situ Gintung by season indicated an insignificant difference ($p > 0.05$), the results varied, as shown in Figure 3. The total number of AL items was more found in rainy than in the dry season, with a total of 1767 and 945, respectively. Previous studies demonstrate that the differences in the number of AL in freshwater are influenced by population density, impervious surface cover, location, alongside tourism and recreation (Hoellein *et al.*, 2015), holidays (Vincent *et al.*, 2017), and seasons (Arturo, 2021; Hoellein *et al.*, 2015; Vincent *et al.*, 2017; Vincent & Hoellein, 2017). The urban areas around Situ Gintung are thought to have affected the number of AL. According to Vincent *et al.*, (2017), the difference in AL quantities is influenced by urban, suburban, and rural locations.

The highest total was at station 5, with 265 and 1013 items during the dry and rainy seasons, respectively, while the lowest quantities were 117 and 73 items at station 2, alongside 73 and 74 in stations 3 and 4, respectively, during the rainy season. Figure 4 shows that the most common AL in all stations was plastic bag products, while Figure 5 indicates that the highest cover percentage was 122% in February 2016, and the lowest was 48.2% in July 2015. The Kruskal-Wallis test result showed a difference in the amount of AL between the stations (Table 1; $p < 0.05$).

Generally, location and habitat affect the amount and items of AL in the aquatic environment. The numbers found in Situ Gintung were higher at the inlet location (stations 1 and 5; Figure 4), leading to the hypothesis that the inlet is the location for AL accumulation originating from small rivers and sewers whose source is waste discharged from households or other human activities. According to MEF (2020), 8% of the waste flow into Indonesian waters comes from households. Also, the differences in the water column, such as rivers and lakes, as well as habitats, affect the amount of waste expelled (Czarkowski *et al.*, 2016; Vincent & Hoellein, 2017). Inflow areas that enter into the water column have a higher amount of plastic than water bodies without such systems due to the influence of human activities, especially those close to rural and urban areas (Su *et al.*, 2016).

The AL cover percentage in Situ Gintung shows an increasing trend from the dry to the rainy season at an average of above 80%. As shown in Figure 2, the cover of water columns is due to the high number of litter, which increases during the rainy season. The highest number of AL found can affect the water column cover and shows the total area affected by these contaminants. According to previous studies, plastic bags have a higher than other items (Blettler *et al.*, 2017). Plastic waste affects the correlation between gastropods and food sources. According to Aloy *et al.*, (2011), the cover of plastic waste affects the availability of food for the diverse organisms and also for the gastropods, as it reduces the nutrients and eventually depletes the abundance of these organisms.

Gastropods and AL

The gastropods found in the study area comprised 11 species, namely *Pomacea canaliculata* (PC), *Lymnaea rubiginosa* (LR), *Gyraulus convexiusculus* (GC), *Indoplanorbis exustus* (IE), *Physastra stagnalis* (PS),

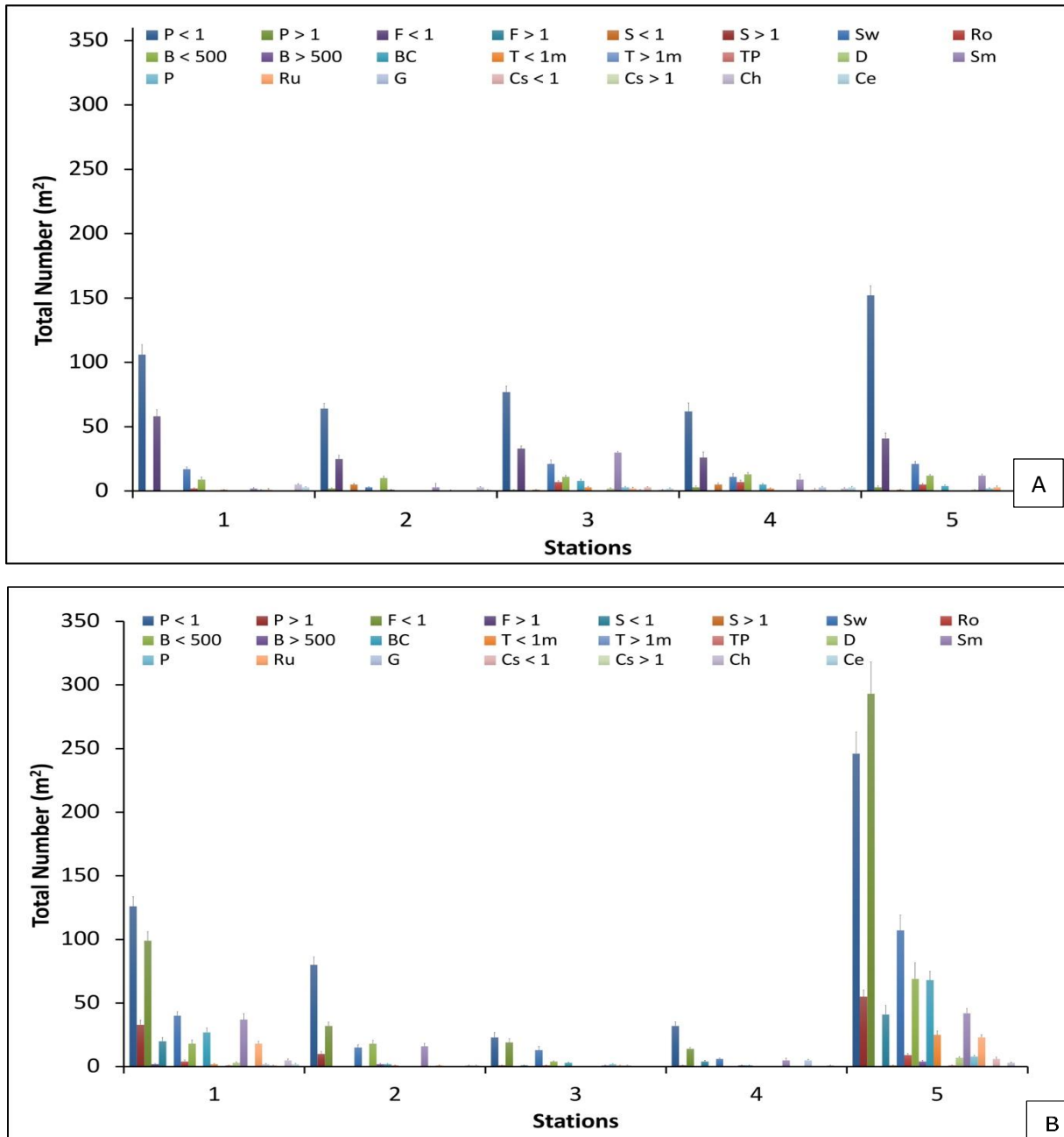


Figure 4. Items of AL found at the station based on dry (A) and rain (B) seasons.

Melanoides plicaria (MP), *Melanoides tuberculata* (MT), *Tarebia granifera* (TG), *Thiara scabra* (TS), *Filopaludina javanica* (FJ), and *Filopaludina sumatrensis* (FS). According to Figure 6, the highest number was *P. canaliculata*, while the lowest was *T. scabra* in both seasons. As shown in Figures 7A and 7B, respectively, the number of individual gastropods showed a low correlation value with the AL amount ($r=0.36$) and cover percentage ($r=0.33$). The correlation coefficients R^2 were 13% and 10.7% for the amount and cover percentage, showing that other factors affect the presence of individual gastropods in Situ Gintung.

Furthermore, the CCA results revealed that almost all the gastropods were inversely or negatively related to the AL found in Situ Gintung except for *L. rubiginosa* (LR), which had a positive correlation and was included

in the AL component. As shown in Figure 8, *M. tuberculata* (MT) and *P. canaliculata* (PC) were in the middle of the components and are thought to be influenced by environmental factors.

Hence, the number of individual gastropods decreased as the AL number and percentage cover increased. Figure 6 shows an increase in the number of these individual organisms with the decrease in AL during the period of February-March, indicating that the presence of these contaminants affects the presence of gastropods. Generally, plastic waste is a substrate for the emergence of biofilm layers (Shen *et al.*, 2021), thereby supporting the growth of bacteria and algae, which serve as benthic biota feed (Gong, Xie & Wang, 2000). Vosschage *et al.*, (2018) reported the presence of the grazing activity of *Radix balthica* biofilm on plastic

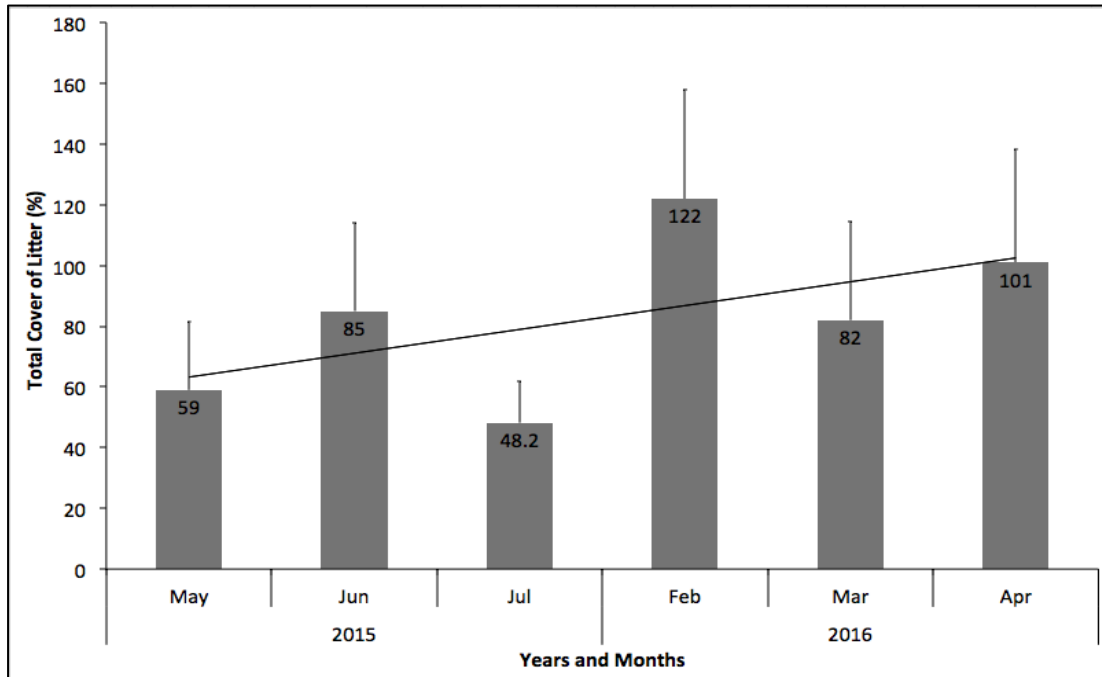


Figure 5. Percentage of total AL cover.

Table 1. The Kruskal-Wallis test result amount of AL between the stations

| Test Statistics ^{a,b} | |
|--------------------------------|--------------------|
| Chi-Square | AmountAL 40.069 |
| df | 4 |
| Asymp. Sig. | .000 |

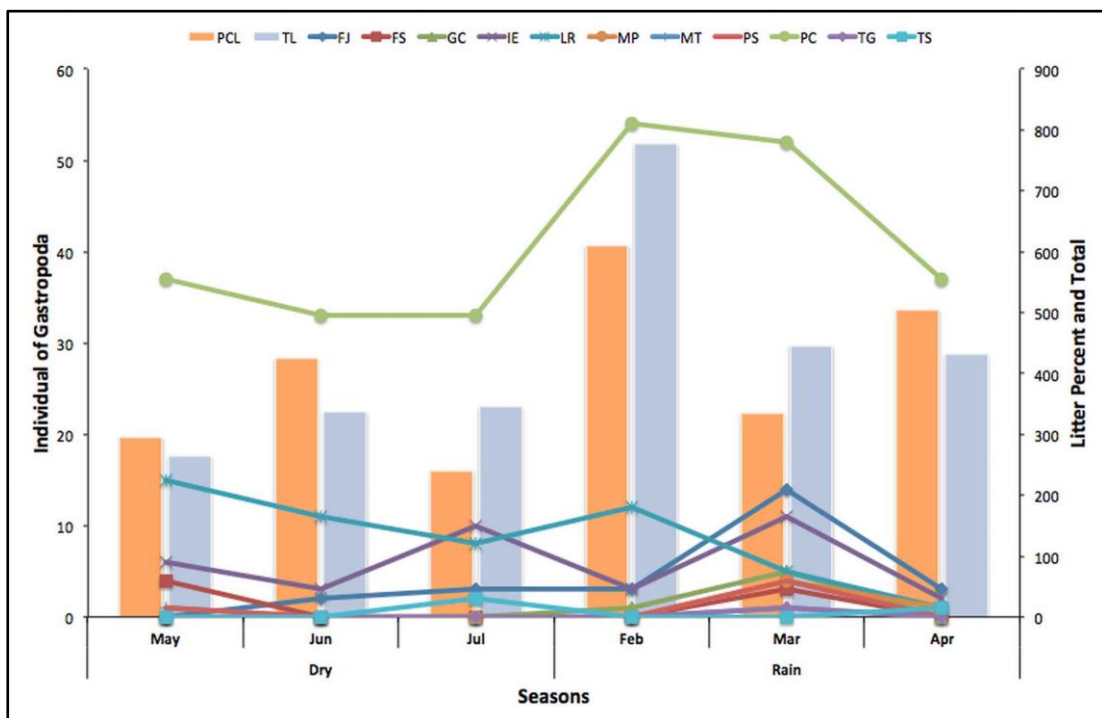


Figure 6. Number of individual gastropods with AL in the two seasons. Note: PCL=Percent Cover of Litter; TL= Total of Litter.

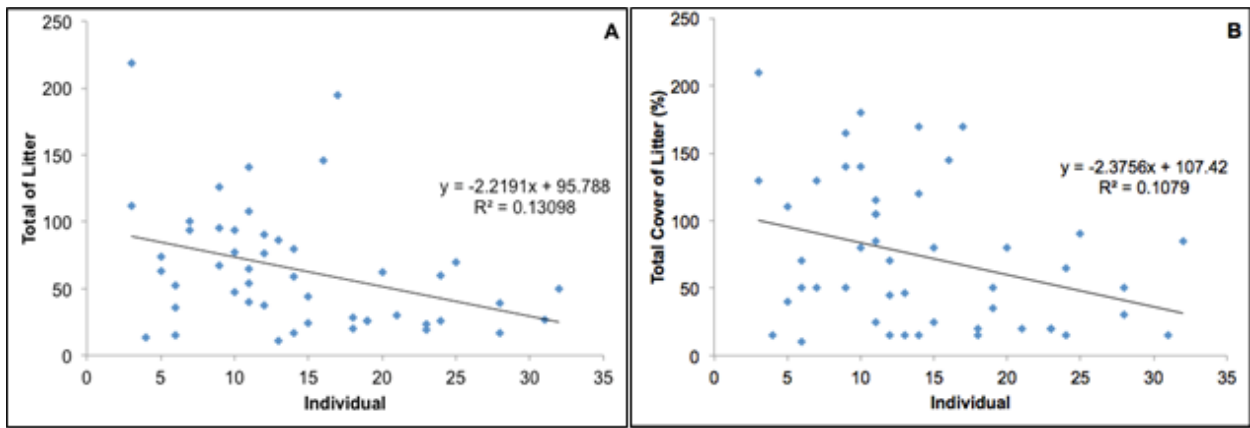


Figure 7. Linear regression of total number (A) and litter cover (B) with individual gastropods.

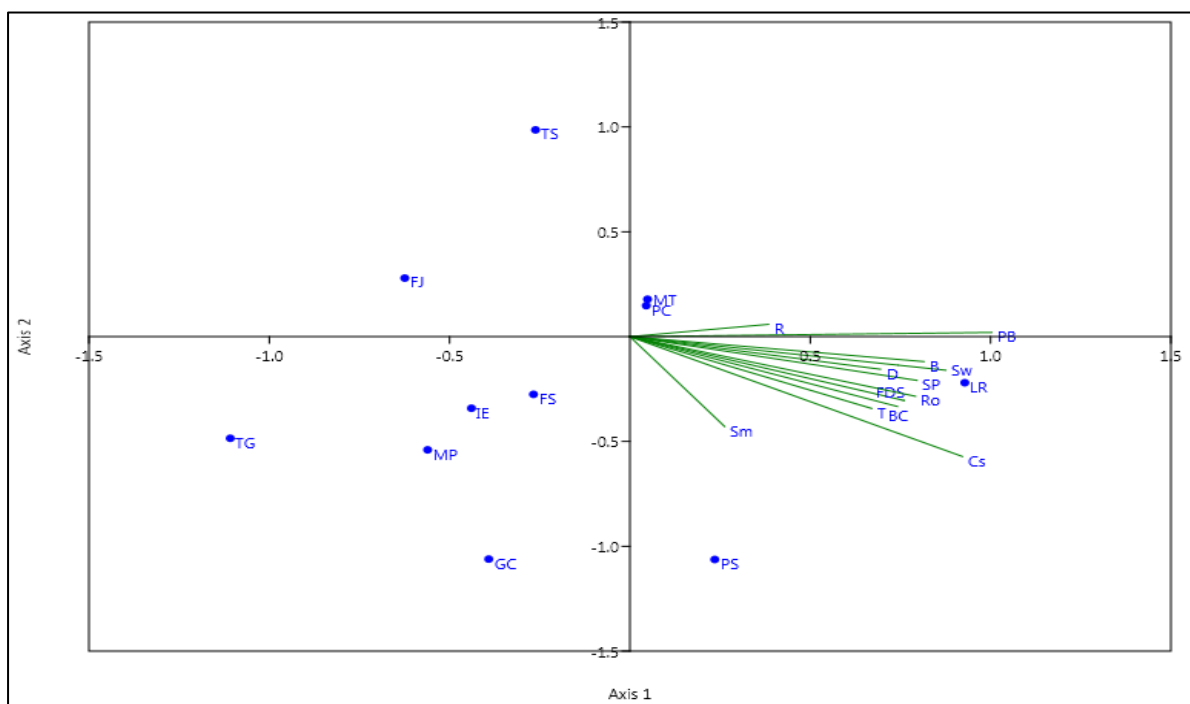


Figure 8. Canonical Correspondence Analysis (CCA) AL with gastropods.

substrates. It shows that plastic waste is indirectly thought to be able to support the life of several types of gastropods. In addition, the existence of gastropods in waters is usually influenced by the temperature and turbidity (Assuyuti *et al.*, 2017), substrates, turbidity, pH, and dissolved organic matter (Saru, 2014).

Floating AL will cover and block the incoming light and then affect the biology, chemistry, and physics in the water column. According to Moslemi *et al.*, (2012), the production of algae and organic matter increases in locations where sunlight can reach water bodies. However, the amount of AL, such as plastic, affects gas exchange (Ngupula & Kayanda, 2010) in freshwater, impacts the movement of water and heat in coastal areas (Carson *et al.*, 2011), changes organism behavior (Aloy *et al.*, 2011; Thevenon *et al.*, 2014), and promotes the accumulation of heavy metals in plastics (Pradit *et al.*, 2021). The inhibited gas exchange results in a

reduced availability of dissolved oxygen for benthic organisms, though certain species can live in AL-contaminated waters. This is proven by *P. canaliculata*, as shown in Figure 6, which was found in water bodies contaminated with AL during both seasons. Species of *P. canaliculata* has a siphon that allows it to take oxygen directly from the air (Pyron & Brown, 2015).

Macro-AL is naturally degraded by the physical chemistry of water into micro-contaminants (Zbyszewski & Corcoran, 2011). This is suspected to cause the aquatic biota of Situ Gintung to be contaminated by micro-AL through consumption or ingestion. According to Bellasi *et al.*, (2020), micro-AL will be ingested by benthic biota, accumulate, and eventually affect food webs. Furthermore, AL, like microplastics, has an impact on the growth inhibition of gastropods (Vosshage *et al.*, 2018) and freshwater biota (Earn *et al.*, 2021). In addition to being found in AL

contaminated waters, gastropods are found in waters contaminated with organic pollutants. The gastropods species found in Situ Gintung are pollutant tolerant taxa. Among the pollutant tolerant taxa are from the Ampullariidae, Lymnaeidae, Thiariidae and Viviparidae families (Mandaville, 2002; Paylangco *et al.*, 2020). The results of previous studies showed that species from this family (Ampullariidae, Lymnaeidae, Thiariidae and Viviparidae) were used as indicators of organic pollution in lakes (Rijaluddin *et al.*, 2017).

Conclusion

Situ Gintung waters have been polluted by AL consisting of plastic, rubber, cans, paper, and glass products derived from daily human activities. The cover percentage of AL increases during the rainy season by over 80%. Meanwhile, the difference in AL numbers was insignificant by season but significant based on station. Although AL had little effect on gastropods, the number of individual organisms decreased as the quantity and cover percentage of contaminants increased and vice versa. Furthermore, these results indicate that gastropods can be used to assess the quality of lake waters contaminated with anthropogenic litter pollution inorganic pollutants.

Ethical Statement

Not applicable

Funding Information

This work was supported financially by the Center for Research and Publication (Puslitpen) of LP2M UIN Syarif Hidayatullah.

Author Contribution

First Author: Conceptualization, Data Curation, Formal Analysis, Investigation, Methodology, Visualization and Writing-original draft, Writing-review and editing, Supervision; Second Author: Funding Acquisition, Data Curation, Investigation, Methodology, Visualization and Writing-original draft; Third Author: Funding Acquisition, Data Curation, Investigation, Methodology, Editing; Fourth Author: Formal Analysis; Five Author: Funding Acquisition, Project Administration, Resources, Writing-review and editing.

Conflict of Interest

The authors declare that there is not any conflict of interests regarding the publication of this manuscript. In addition, the ethical issues, including plagiarism, informed consent, misconduct, data fabrication and/ or falsification, double publication and/or submission, and redundancy have been completely observed by the authors

Acknowledgements

We would like to thank the local people who have given permission and to the Center for Research and Publication (Puslitpen) of LP2M UIN Syarif Hidayatullah which has provided research grants. We would like to thank the blind reviewers who gave constructive suggestions.

References

- Akindele, E.O., Ehlers, S.M., & Koop, J.H.E. (2019). First empirical study of freshwater microplastics in West Africa using gastropods from Nigeria as bioindicators. *Limnologia*, 78, 125708. <https://doi.org/10.1016/j.limno.2019.125708>
- Aloy, A.B., Vallejo, B.M., & Juinio-Meñez, M.A. (2011). Increased plastic litter cover affects the foraging activity of the sandy intertidal gastropod *Nassarius pullus*. *Marine Pollution Bulletin*, 62(8), 1772–1779. <https://doi.org/10.1016/j.marpolbul.2011.05.021>
- Arturo, I.A. (2021). *Plastic debris in the Laurentian Great Lakes System, North America: Analysis of types, abundances, and sources* [The University of Western Ontario]. <https://ir.lib.uwo.ca/etd/7758%0AThis>
- Assuyuti, Y.M., Rijaluddin, A.F., Ramadhan, F., Zikrillah, R.B., & Kusuma, D.C. (2017). Community structure and temporal distribution of Gastropods in Situ Gintung Lake, South Tangerang, Banten. *Scripta Biologica*, 4(3), 139. <https://doi.org/10.20884/1.sb.2017.4.3.432> [Indonesian]
- Baldwin, A.K., Corsi, S.R., & Mason, S.A. (2016). Plastic Debris in 29 Great Lakes tributaries: Relations to watershed attributes and hydrology. *Environmental Science & Technology*, 50(19), 10377–10385. <https://doi.org/10.1021/acs.est.6b02917>
- Ballent, A., Corcoran, P.L., Madden, O., Helm, P.A., & Longstaffe, F.J. (2016). Sources and sinks of microplastics in Canadian Lake Ontario nearshore, tributary and beach sediments. *Marine Pollution Bulletin*, 110(1), 383–395. <https://doi.org/10.1016/j.marpolbul.2016.06.037>
- Barnes, D.K.A., Galgani, F., Thompson, R.C., & Barlaz, M. (2009). Accumulation and fragmentation of plastic debris in global environments. *Philosophical Transactions of the Royal Society B: Biological Sciences*, 364(1526), 1985–1998. <https://doi.org/10.1098/rstb.2008.0205>
- Bellasi, A., Binda, G., Pozzi, A., Galafassi, S., Volta, P., & Bettinetti, R. (2020). Microplastic contamination in freshwater environments: A review, focusing on interactions with sediments and benthic organisms. *Environments - MDPI*, 7(30), 1–28. <https://doi.org/10.3390/environments7040030>
- Besseling, E., Wang, B., Lüring, M., & Koelmans, A.A. (2014). Nanoplastic affects growth of *S. obliquus* and reproduction of *D. magna*. *Environmental Science and Technology*, 48(20), 12336–12343. <https://doi.org/10.1021/es503001d>
- Biginawa, F.J., Mayoma, B.S., Shashoua, Y., Syberg, K., & Khan, F.R. (2016). First evidence of microplastics in the African Great Lakes: Recovery from Lake Victoria Nile perch and Nile tilapia. *Journal of Great Lakes Research*, 42(1), 146–149. <https://doi.org/10.1016/j.jglr.2015.10.012>

- Blettler, M.C.M., Ulla, M.A., Rabuffetti, A.P., & Garelo, N. (2017). Plastic pollution in freshwater ecosystems: macro-, meso-, and microplastic debris in a floodplain lake. *Environmental Monitoring and Assessment*, 189(11), 581. <https://doi.org/10.1007/s10661-017-6305-8>
- Carson, H.S., Colbert, S.L., Kaylor, M.J., & McDermid, K.J. (2011). Small plastic debris changes water movement and heat transfer through beach sediments. *Marine Pollution Bulletin*, 62(8), 1708–1713. <https://doi.org/10.1016/j.marpolbul.2011.05.032>
- Cera, A., & Scalici, M. (2021). Freshwater wild biota exposure to microplastics: A global perspective. *Ecology and Evolution*, 11(15), 9904–9916. <https://doi.org/10.1002/ece3.7844>
- Chen, Y., Zhao, K., Wu, Y., Gao, S., Cao, W., Bo, Y., Shang, Z., Wu, J., & Zhou, F. (2016). Spatio-temporal patterns and source identification of water pollution in Lake Taihu (China). *Water*, 8(3). <https://doi.org/10.3390/w8030086>
- Corcoran, P.L., Norris, T., Ceccanese, T., Walzak, M.J., Helm, P.A., & Marvin, C.H. (2015). Hidden plastics of Lake Ontario, Canada and their potential preservation in the sediment record. *Environmental Pollution*, 204, 17–25. <https://doi.org/10.1016/j.envpol.2015.04.009>
- Czarkowski, T.K., Kapusta, A., Kupren, K., Bogacka-Kapusta, E., & Kozłowski, K. (2016). Composition and seasonal changes of litter along the shorelines of selected water bodies in Warmia and Mazury Region (North-Eastern Poland). *Polish Journal of Natural Sciences*, 31(1), 123–135.
- Driedger, A.G.J., Dürr, H.H., Mitchell, K., & Van Cappellen, P. (2015). Plastic debris in the Laurentian Great Lakes: A review. *Journal of Great Lakes Research*, 41(1), 9–19. <https://doi.org/10.1016/j.jglr.2014.12.020>
- Earn, A., Bucci, K., & Rochman, C.M. (2021). A systematic review of the literature on plastic pollution in the Laurentian Great Lakes and its effects on freshwater biota. *Journal of Great Lakes Research*, 47(1), 120–133. <https://doi.org/10.1016/j.jglr.2020.11.001>
- Egessa, R., Nankabirwa, A., Basooma, R., & Nabwire, R. (2020). Occurrence, distribution and size relationships of plastic debris along shores and sediment of northern Lake Victoria. *Environmental Pollution*, 257, 113442. <https://doi.org/10.1016/j.envpol.2019.113442>
- Faure, F., Corbaz, M., Baecher, H., & De Alencastro, L.F. (2012). Pollution due to plastics and microplastics in lake Geneva and in the Mediterranean sea. *Archives Des Sciences*, 65(1–2), 157–164. <https://doi.org/10.5169/seals-738358>
- Fischer, E.K., Paglialonga, L., Czech, E., & Tamminga, M. (2016). Microplastic pollution in lakes and lake shoreline sediments – A case study on Lake Bolsena and Lake Chiusi (Central Italy). *Environmental Pollution*, 213, 648–657. <https://doi.org/10.1016/j.envpol.2016.03.012>
- Free, C.M., Jensen, O.P., Mason, S.A., Eriksen, M., Williamson, N.J., & Boldgiv, B. (2014). High-levels of microplastic pollution in a large, remote, mountain lake. *Marine Pollution Bulletin*, 85(1), 156–163. <https://doi.org/10.1016/j.marpolbul.2014.06.001>
- Gall, S.C., & Thompson, R.C. (2015). The impact of debris on marine life. *Marine Pollution Bulletin*, 92(1–2), 170–179. <https://doi.org/10.1016/j.marpolbul.2014.12.041>
- Gasperi, J., Dris, R., Bonin, T., Rocher, V., & Tassin, B. (2014). Assessment of floating plastic debris in surface water along the Seine River. *Environmental Pollution*, 195, 163–166. <https://doi.org/10.1016/j.envpol.2014.09.001>
- Gong, Z., Xie, P., & Wang, S. (2000). Macrozoobenthos in 2 shallow, mesotrophic Chinese lakes with contrasting sources of primary production. *Journal of the North American Benthological Society*, 19(4), 709–724. <https://doi.org/10.2307/1468128>
- Hammer, Ø., Harper, D.A.T., & Ryan, P.D. (2001). PAST: Paleontological statistics software package for education and data analysis. *Palaeontologia Electronica*, 4(1), 1–9.
- Hoellein, T.J., Westhoven, M., Lyandres, O., & Cross, J. (2015). Abundance and environmental drivers of anthropogenic litter on 5 Lake Michigan beaches: A study facilitated by citizen science data collection. *Journal of Great Lakes Research*, 41(1), 78–86. <https://doi.org/10.1016/j.jglr.2014.12.015>
- Hoellein, T., Rojas, M., Pink, A., Gasior, J., & Kelly, J. (2014). Anthropogenic litter in urban freshwater ecosystems: Distribution and microbial interactions. *PLoS ONE*, 9(6). <https://doi.org/10.1371/journal.pone.0098485>
- Imhof, H.K., Ivleva, N.P., Schmid, J., Niessner, R., & Laforsch, C. (2013). Contamination of beach sediments of a subalpine lake with microplastic particles. *Current Biology*, 23(19), R867–R868. <https://doi.org/10.1016/j.cub.2013.09.001>
- Jambeck, J.R., Geyer, R., Wilcox, C., Siegler, T.R., Perryman, M., Andrady, A., Narayan, R., & Law, K.L. (2015). Plastic waste inputs from land into the ocean. *Science*, 347(6223), 768–771. <https://doi.org/10.1126/science.1260352>
- Kleinschmidt, J.M., & Janosik, A.M. (2021). Microplastics in Florida, United States: A case study of quantification and characterization with intertidal snails. *Frontiers in Ecology and Evolution*, 9, 1–12. <https://doi.org/10.3389/fevo.2021.645727>
- Krupnova, T.G., Mashkova, I.V., Kostyukova, A.M., Schelkanova, E.E., & Gavrilkina, S.V. (2018). Gastropods as potential biomonitors of contamination caused by heavy metals in South Ural lakes, Russia. *Ecological Indicators*, 95, 1001–1007. <https://doi.org/10.1016/j.ecolind.2017.12.005>
- Lazcano, R.F., Vincent, A.E.S., & Hoellein, T.J. (2020). Trash Dance: Anthropogenic litter and organic matter co-accumulate on urban beaches. *Geosciences*, 10(9), 335. <https://doi.org/10.3390/geosciences10090335>
- Marwoto, R.M., Isnainingsih, N.R., Mujiono, N., Heryanto, H., & Alfih, R. (2011). Java Island Freshwater Conch (Molluscs, Gastropods). *Pusat Penelitian Biologi (LIPI) Bogor Indonesia*, 16. [Indonesian]
- Mastrantuono, L., & Mancinelli, T. (2005). Littoral invertebrates associated with aquatic plants and bioassessment of ecological status in Lake Bracciano (Central Italy). *Journal of Limnology*, 64(1), 43–53. <https://doi.org/10.4081/jlimnol.2005.43>
- Mayoma, B.S., Mjumira, I.S., Efulala, A., Syberg, K., & Khan, F.R. (2019). Collection of anthropogenic litter from the shores of Lake Malawi: Characterization of plastic debris and the implications of public involvement in the African Great Lakes. *Toxics*, 7(64). <https://doi.org/10.3390/toxics7040064>
- Merga, L.B., Redondo-Hasselerharm, P.E., Van den Brink, P.J., & Koelmans, A.A. (2020). Distribution of microplastic and small macroplastic particles across four fish species and sediment in an African lake. *Science of The Total Environment*, 741, 140527.

- <https://doi.org/10.1016/j.scitotenv.2020.140527>
Ministry of Environment and Forestry (MEF). (2020). National Plastic Waste Reduction Strategic Actions for Indonesia, Republic of Indonesia. 33p.
- Moslemi, J.M., Snider, S.B., MacNeill, K., Gilliam, J.F., & Flecker, A.S. (2012). Impacts of an invasive snail (*Tarebia granifera*) on nutrient cycling in tropical streams: The role of riparian deforestation in Trinidad, West Indies. *PLoS ONE*, 7(6), 1–9.
<https://doi.org/10.1371/journal.pone.0038806>
- Ngupula, G.W., & Kayanda, R. (2010). Benthic macrofauna community composition, abundance and distribution in the Tanzanian and Ugandan inshore and offshore waters of Lake Victoria. *African Journal of Aquatic Science*, 35(2), 185–192.
<https://doi.org/10.2989/16085914.2010.490978>
- Ngupula, G.W., Kayanda, R.J., & Mashafi, C.A. (2014). Abundance, composition and distribution of solid wastes in the Tanzanian waters of Lake Victoria. *African Journal of Aquatic Science*, 39(2), 229–232.
<https://doi.org/10.2989/16085914.2014.924898>
- Oehlmann, J., Schulte-Oehlmann, U., Kloas, W., Jagnytsch, O., Lutz, I., Kusk, K.O., Wollenberger, L., Santos, E.M., Paull, G.C., VanLook, K.J.W., & Tyler, C.R. (2009). A critical analysis of the biological impacts of plasticizers on wildlife. *Philosophical Transactions of the Royal Society B: Biological Sciences*, 364(1526), 2047–2062.
<https://doi.org/10.1098/rstb.2008.0242>
- Paylangco, J.C.C., Gamalinda, E.F., Seronay, R.A., & Jumawan, J.C. (2020). Assessment of macroinvertebrates as bioindicators of water quality in the littoral zone of Lake Mainit, Philippines. *Asian Journal of Biological and Life Sciences*, 9(3), 371–378.
<https://doi.org/10.5530/ajbls.2020.9.56>
- Pradit, S., Noppradit, P., Goh, B.P., Sornplang, K., Ong, M.C., & Towatana, P. (2021). Occurrence of microplastics and trace metals in fish and shrimp from Songkhla lake, Thailand during the covid-19 pandemic. *Applied Ecology and Environmental Research*, 19(2), 1085–1106.
https://doi.org/10.15666/aeer/1902_10851106
- Quek, A., Tan, L.Y., Wang, L.K., & Clews, E. (2014). *A guide to freshwater fauna of ponds in Singapore*.
- Rijaluddin, A.F., Wijayanti, F., & Joni, D.A.N. (2017). Community Structure of Macrozoobenthos at Situ Gintung, Situ Bungur and Situ Kuru, Ciputat Timur. *Jurnal Teknologi Lingkungan*, 18(2), 139–147. [Indonesian]
- Saru, A. (2014). Contribution of environmental parameter on stability ecosystem of habitat of Molluscs. *International Journal of Marine Science*, 4(67), 1–6.
<https://doi.org/10.5376/ijms.2014.04.0067>
- Shen, C., Huang, L., Xie, G., Wang, Y., Ma, Z., Yao, Y., & Yang, H. (2021). Effects of plastic debris on the biofilm bacterial communities in lake water. *Water*, 13(11), 1–13.
<https://doi.org/10.3390/w13111465>
- Su, L., Xue, Y., Li, L., Yang, D., Kolandhasamy, P., Li, D., & Shi, H. (2016). Microplastics in Taihu Lake, China. *Environmental Pollution*, 216, 711–719.
<https://doi.org/10.1016/j.envpol.2016.06.036>
- Theofilus, E., Hasan, Z., Handaka, A.A., & Hamdani, H. (2021). Analysis of Gastropod diversity as a bioindicator of waters in Situ Ciburuy Padalarang, West Bandung Regency, West Java, Indonesia. *Asian Journal of Fisheries and Aquatic Research*, 15(5), 10–19.
<https://doi.org/10.9734/ajfar/2021/v15i530341>
- Thevenon, F., Carroll, C., & Sousa, J. (2014). Plastic debris in the ocean: the characterization of marine plastics and their environmental impacts, situation analysis report. In *Gland, Switzerland*.
<https://doi.org/10.2305/iucn.ch.2014.03.en>
- Thompson, R.C., Moore, C.J., Saal, F.S.V., & Swan, S.H. (2009a). Plastics, the environment and human health: Current consensus and future trends. *Philosophical Transactions of the Royal Society B: Biological Sciences*, 364(1526), 2153–2166. <https://doi.org/10.1098/rstb.2009.0053>
- Thompson, R.C., Swan, S.H., Moore, C.J., & Vom Saal, F.S. (2009b). Our plastic age. *Philosophical Transactions of the Royal Society B: Biological Sciences*, 364(1526), 1973–1976. <https://doi.org/10.1098/rstb.2009.0054>
- Thompson, F.G. (2004). An identification manual for the freshwater snails of Florida. Gainesville: Museum of Natural History, University of Florida. 94 p.
<http://www.flmnh.ufl.edu/natsci/malacology/fl-snail/snails1.htm>.
- Turner, S., Horton, A.A., Rose, N.L., & Hall, C. (2019). A temporal sediment record of microplastics in an urban lake, London, UK. *Journal of Paleolimnology*, 61(4), 449–462. <https://doi.org/10.1007/s10933-019-00071-7>
- UNEP. (2020). *MONITORING PLASTICS Guidelines for the Harmonization of Methodologies*. Nairobi.
- Vincent, A.E.S., & Hoellein, T. (2017). Anthropogenic litter abundance and accumulation rates point to seasonal litter sources on a Great Lakes Beach. *Journal of Contemporary Water Research and Education*, 160, 72–84.
- Vincent, A., Drag, N., Lyandres, O., Neville, S., & Hoellein, T. (2017). Citizen science datasets reveal drivers of spatial and temporal variation for anthropogenic litter on Great Lakes beaches. *Science of the Total Environment*, 577, 105–112.
<https://doi.org/10.1016/j.scitotenv.2016.10.113>
- Vosshage, A.T.L., Neu, T.R., & Gabel, F. (2018). Plastic alters biofilm quality as food resource of the freshwater gastropod *Radix balthica*. *Environmental Science & Technology*, 52(19), 11387–11393.
<https://doi.org/10.1021/acs.est.8b02470>
- Wagner, M., Scherer, C., Alvarez-Muñoz, D., Brennholt, N., Bourrain, X., Buchinger, S., Fries, E., Grosbois, C., Klasmeier, J., Marti, T., Rodriguez-Mozaz, S., Urbatzka, R., Vethaak, A.D., Winther-Nielsen, M., & Reifferscheid, G. (2014). Microplastics in freshwater ecosystems: what we know and what we need to know. *Environmental Sciences Europe*, 26(1), 12.
<https://doi.org/10.1186/s12302-014-0012-7>
- Wang, W., Ndungu, A.W., Li, Z., & Wang, J. (2017). Microplastics pollution in inland freshwaters of China: A case study in urban surface waters of Wuhan, China. *Science of The Total Environment*, 575, 1369–1374.
<https://doi.org/10.1016/j.scitotenv.2016.09.213>
- Winton, D.J., Anderson, L.G., Roccliffe, S., & Loiselle, S. (2020). Macroplastic pollution in freshwater environments: Focusing public and policy action. *Science of The Total Environment*, 704, 135242.
<https://doi.org/10.1016/j.scitotenv.2019.135242>
- Wu, C., Zhang, K., & Xiong, X. (2018). Microplastic Pollution in Inland Waters Focusing on Asia. In: *Freshwater Microplastics: Emerging Environmental Contaminants?* Ed: Martin Wagner & Scott Lambert. The Handbook of Environmental Chemistry Volume 58. 85–100 pp.

- Yin, L., Jiang, C., Wen, X., Du, C., Zhong, W., Feng, Z., Long, Y., & Ma, Y. (2019). Microplastic pollution in surface water of urban lakes in Changsha, China. *International Journal of Environmental Research and Public Health*, 16(9). <https://doi.org/10.3390/ijerph16091650>
- Zbyszewski, Maciej, & Corcoran, P.L. (2011). Distribution and degradation of fresh water plastic particles along the beaches of Lake Huron, Canada. *Water, Air, and Soil Pollution*, 220(1–4), 365–372. <https://doi.org/10.1007/s11270-011-0760-6>
- Zbyszewski, Maciej, Corcoran, P.L., & Hockin, A. (2014). Comparison of the distribution and degradation of plastic debris along shorelines of the Great Lakes, North America. *Journal of Great Lakes Research*, 40(2), 288–299. <https://doi.org/10.1016/j.jglr.2014.02.012>
- Zhang, K., Su, J., Xiong, X., Wu, X., Wu, C., & Liu, J. (2016). Microplastic pollution of lakeshore sediments from remote lakes in Tibet plateau, China. *Environmental Pollution*, 219, 450–455. <https://doi.org/10.1016/j.envpol.2016.05.048>